



2019 Paramedics



Paramedics are registered health practitioners who provide emergency or unscheduled care to acutely ill or injured persons, predominantly in an out of hospital or primary care environment. This may involve autonomous practice, complex patient assessments and delivery of treatment which may include the administration of scheduled medicines.

To gain registration as paramedic, practitioners must either:

1. complete a minimum three year bachelor degree or 1 year graduate diploma approved by the Board;
2. hold a qualification issued by the Ambulance Service of New South Wales and accepted by the Board;
3. hold a qualification the Board considered to be substantially equivalent to those it has approved; or
4. satisfy one of the following three time-limited 'grandparenting' pathways described in the National Law and assessed by the Board:
 - a. hold a qualification or have completed training that the Board considers adequate;
 - b. hold a qualification or have completed training in paramedicine and have also completed further study, training or supervised practice required by the Board;
 - c. have completed five years of practice over the past 10 years and satisfy the Board that you are competent to practise paramedicine.

CONTENTS

Figure 1: Workforce

Quick Facts

Figure 2: Paramedics

Figure 3, 4: Gender and age

Figure 5: Average hours per week by gender and age group

Table 1: Average hours per week and clinical FTE by sector

Table 2, 3: Principal role and principal work setting

Figure 6: Initial qualification country

Table 4: Years worked and years intended to work

Table 5: Distribution by state and territory

Table 6 and 7: Distribution of workforce and tele-health by Modified Monash Model (MMM2019)



2019

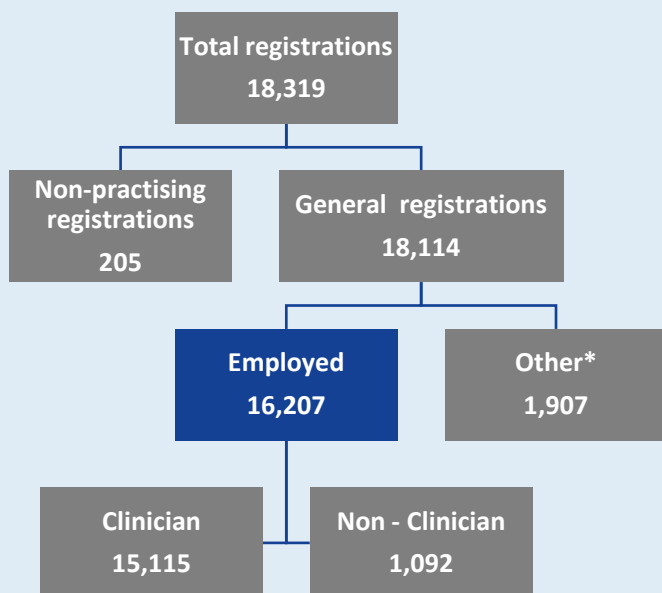
Paramedics



1

Workforce

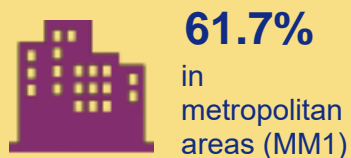
Figure 1: Paramedics: Workforce status, 2019



**Other* includes: working but on long leave, working outside the profession, looking for work, overseas, and retired.*

Quick Facts - 2019

Quick facts for Paramedics



41.2%
female



44.1
Average
weekly hours



39.1
Average
age



1.6%
identified as
Aboriginal and/or
Torres Strait Islander

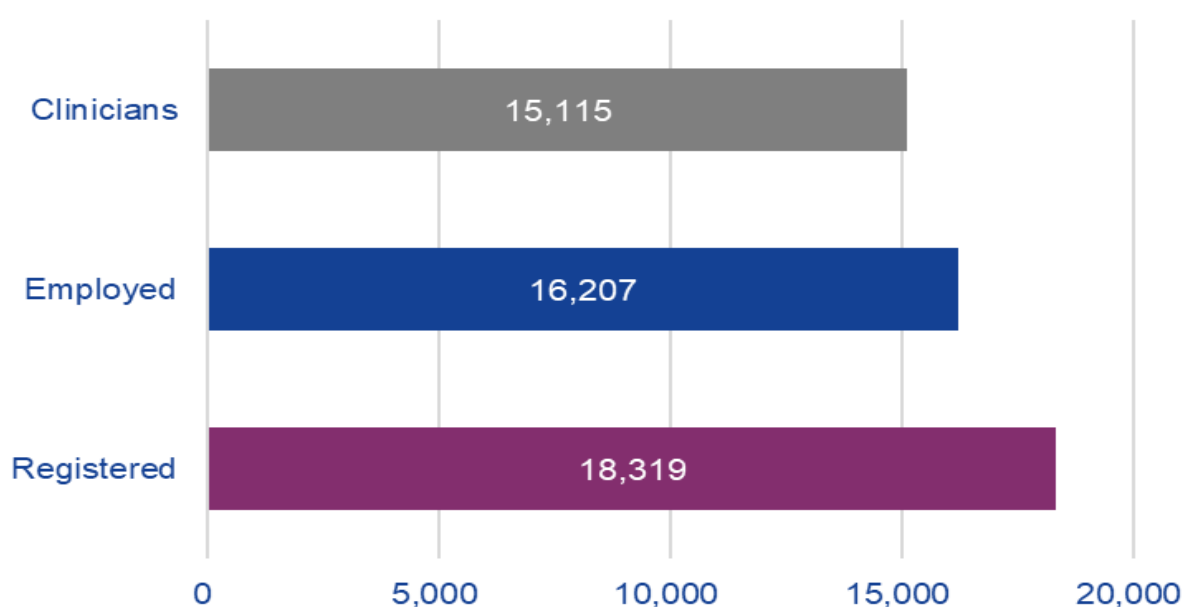


In 2019, the total number of Paramedics with general registration was 18,319. The number of employed Paramedics ('workforce') was 16,207.

There was 15,115 employed Paramedics who worked as clinicians. Clinicians are Paramedics who indicated that the principal role of their main job was clinician (including managers and supervisors also providing clinical services). Non-clinicians are Paramedics who indicated that the principal role of their main job was administrator (including managers not providing clinical services), teacher, educator, research or other.

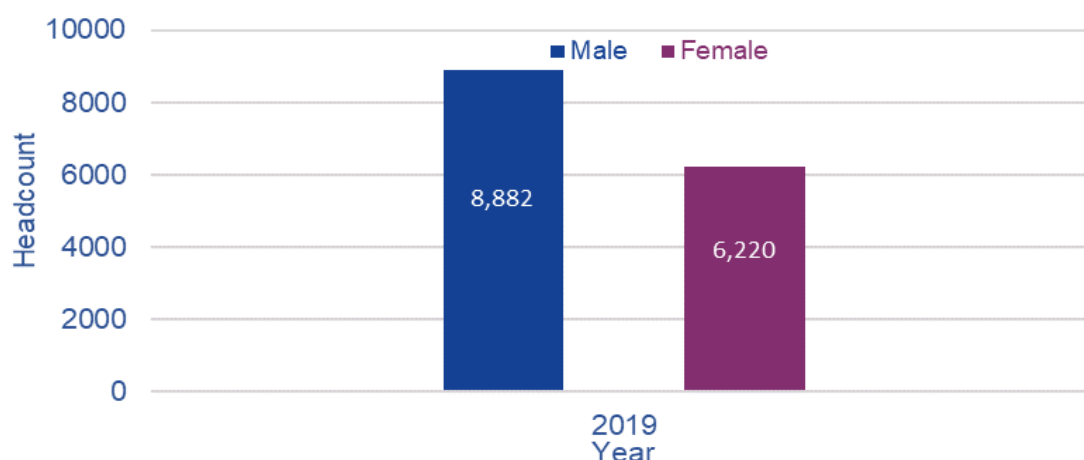
The following analysis of the Paramedics 'workforce' is drawn from the number of employed Paramedics with general registration who were employed (16,207 in 2019 as indicated by blue shading in figure 1) unless otherwise stated.

Figure 2: Paramedics 2019



Source: NHWDS Paramedics, Paramedics, 2019

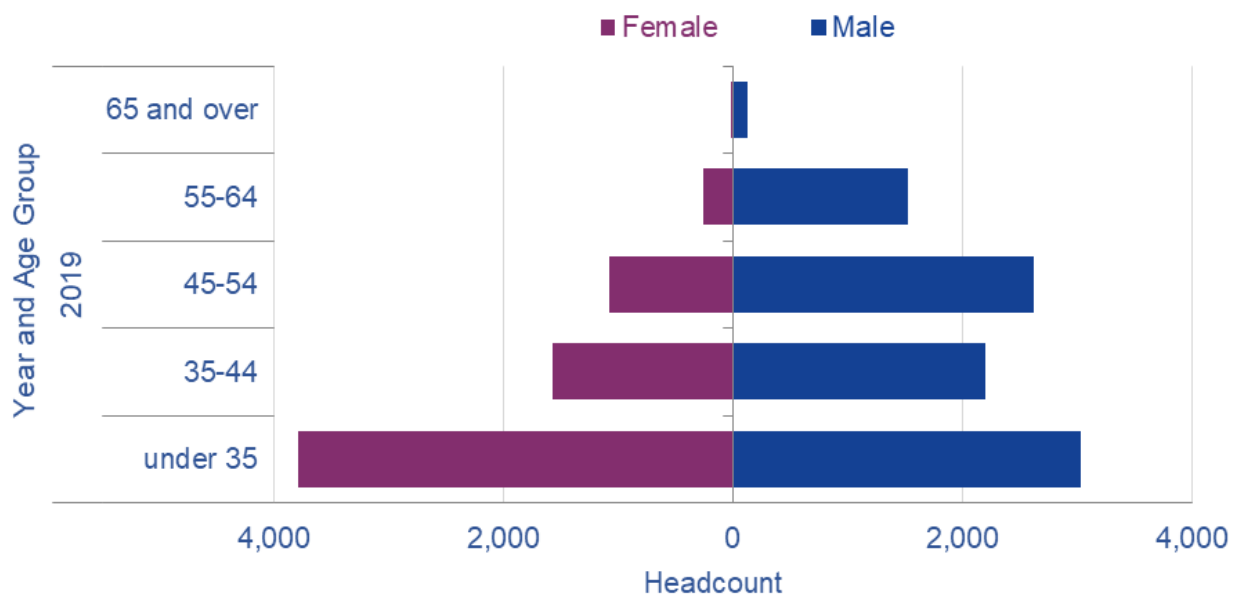
Figure 3: Gender distribution, Paramedics 2019



Source: NHWDS Paramedics, 2019

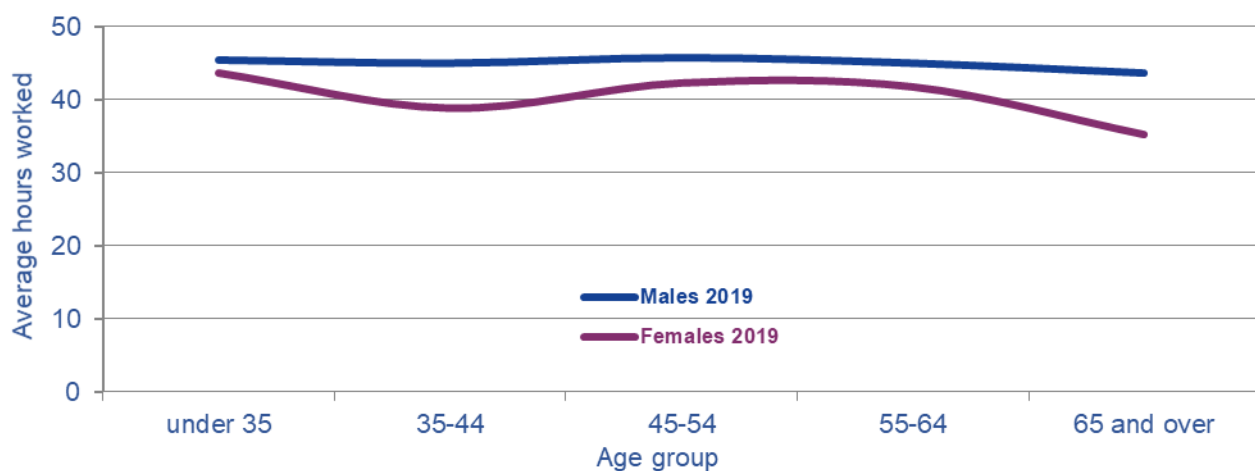


Figure 4: Age and gender distribution, 2019



Source: NHWDS Paramedics, 2019

Figure 5: Average hours per week by age group and gender, 2019



Source: NHWDS Paramedics, 2019

Table 1: Clinical full time equivalent (FTE) by sector, 2019

2019		
Sector	Clinical FTE	%
Private sector	3,343.0	19.1%
Public sector	14,122.6	80.9%
Total	17,465.6	100%

Source: NHWDS, Paramedics, 2019

Due to rounding figures may not sum to the expected total

Full time equivalent (FTE) based on 38 hours per week



Table 2: Principal role, 2019

Principal role	2019	
	Headcount	%
Clinician	15,115	93.3%
Administrator	456	2.8%
Teacher or educator	377	2.3%
Researcher	24	0.1%
Other	235	1.4%
Total	16,207	100%

Source: NHWDS, Paramedics, 2019

Table 3: Principal work setting, 2015 and 2019

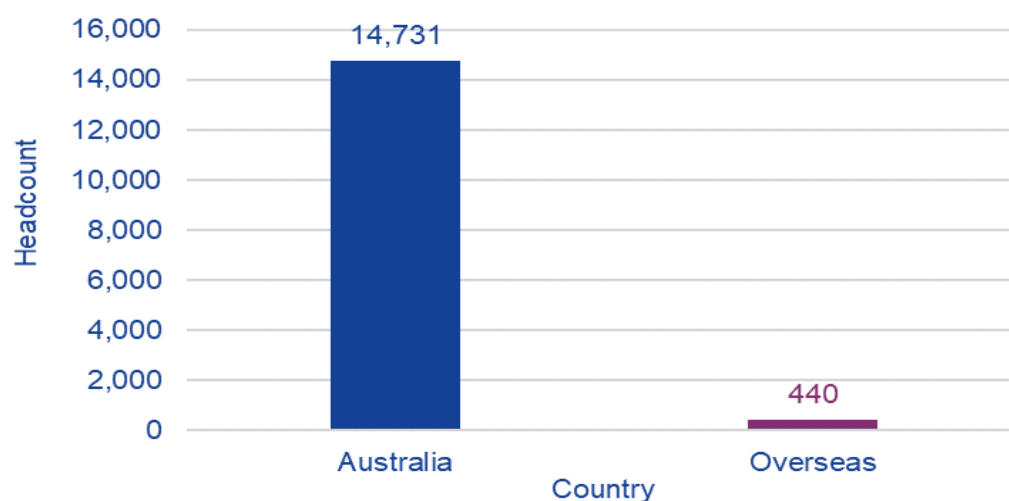
Principal work setting	2019	
	Headcount	Avg. hours
State / territory ambulance service	14,914	44.1
Mining / offshore / industrial sector	393	61.2
Non-emergency patient transport	233	36.2
Events/ standby	151	28.7
Other	145	37.0
Tertiary educational facility	141	39.9
State / territory search and rescue service	99	43.9
Defence forces	60	40.1
Other government department or agency	44	37.7
Hospital	27	38.3
Total	16,207	44.1

Source: NHWDS, Paramedics, 2019

Total includes unknown work setting



Figure 6: Initial qualification country, 2015 – 2019



Source: NHWDS, Paramedics, 2019

Table 4: Years worked and years intended to remain in the workforce by principal role, 2019

Principal role	Average years worked	Average years intended to work
Clinician	11.3	17.8
Administrator	17.9	15.3
Teacher or educator	15.7	15.2
Researcher	20.4	15.5
Other	12.6	16.9
Total	11.6	17.7

Source: NHWDS, Paramedics, 2019



Table 5: Distribution by State/Territory, 2019

State/Territory	Headcount	Full time equivalent (FTE)	Average weekly hours	Population (projected)	FTE per 100,000 population
New South Wales	4,315	4,948.9	43.6	8,089,500	61.2
Victoria	4,620	5,308.4	43.7	6,594,800	80.5
Queensland	4,291	4,976.8	44.1	5,095,100	97.7
South Australia	1,159	1,359.9	44.6	1,751,700	77.6
Western Australia	1,008	1,280.6	48.3	2,621,700	48.8
Tasmania	413	469.4	43.2	534,300	87.9
Australia Capital Territory	230	261.1	43.1	426,700	61.2
Northern Territory	162	197.1	46.2	245,900	80.2
Unknown / not stated	9	9.7	41.5	-	-
Australia	16,207	18,812.0	44.1	25,364,300	74.2

Source: NHWDS, Paramedics, 2019

ABS 3218.0 - Regional Population Growth, June 2019

Full time equivalent (FTE) based on 38 hours per week



Table 6: Distribution by Modified Monash Model (MMM), 2019

Modified Monash	Headcount	Full time equivalent	Average weekly hours	Population	FTE per 100,000 population
MM1 - Metropolitan	9,991	11,387.2	43.3	18,320,373	62.2
MM2 - Regional centres	1,909	2,190.2	43.6	2,245,754	97.5
MM3 - Large rural towns	1,419	1,638.4	43.9	1,587,466	103.2
MM4 - Medium rural towns	1,191	1,416.3	45.2	968,583	146.2
MM5 - Small rural towns	1,217	1,525.1	47.6	1,748,340	87.2
MM6 - Remote communities	297	397.8	50.9	281,794	141.2
MM7 - Very remote communities	175	248.3	53.9	212,587	116.8
Unknown / not stated	8	8.7	41.5	-	-
Australia	16,207	18,812.0	44.1	25,364,300	74.2

Source: NHWDS, Paramedics, 2019

Full time equivalent (FTE) based on 38 hours per week

<https://www.health.gov.au/resources/publications/modified-monash-model-fact-sheet>

Modified Monash Model (MMM) 2019

ABS estimated resident population (unpublished)

Table 7: Telehealth practitioners by Modified Monash (MMM), 2019

Modified Monash Model	Percentage
MM1 - Metropolitan	59.6%
MM2 - Regional centres	7.7%
MM3 - Large rural towns	10.5%
MM4 - Medium rural towns	6.8%
MM5 - Small rural towns	9.0%
MM6 - Remote communities	3.4%
MM7 - Very remote communities	2.6%

Source: NHWDS, Paramedics, 2019

MMM breakdown for tele-health refers to the location of the Paramedics not the location of the person receiving the service

<https://www.health.gov.au/resources/publications/modified-monash-model-fact-sheet>

Modified Monash Model (MMM) 2019



Commonwealth of Australia 2020

This work is copyright. You may download, display, print and reproduce the whole or part of this work in unaltered form for your own personal use or, if you are part of an organisation, for internal use within your organisation, but only if you or your organisation do not use the reproduction for any commercial purpose and retain this copyright notice and all disclaimer notices as part of that reproduction. Apart from rights to use as permitted by the Copyright Act 1968 or allowed by this copyright notice, all other rights are reserved and you are not allowed to reproduce the whole or any part of this work in any way (electronic or otherwise) without first being given the specific written permission from the Commonwealth to do so. Requests and inquiries concerning reproduction and rights are to be sent to the Communication Branch, Department of Health, GPO Box 9848, Canberra ACT 2601, or via e-mail to copyright@health.gov.au.

Enquiries concerning this report and its reproduction should be directed to:

Department of Health

GPO Box 9848

Canberra ACT 2601

healthworkforcedata@health.gov.au

References

- 1) National Health Workforce Dataset (NHWDS) Paramedics Paramedics2019 (<http://hwd.health.gov.au>)
- 2) ABS 3218.0 - Regional Population Growth, June 2019
- 3) ABS estimated resident population (unpublished)